

## Trade Adjustment Assistance (TAA) Overview: Based on Data Reported for the Quarter Ending 9/30/2017 (except where otherwise noted)

This TAA overview is designed to provide American Job Center partners, employers, case managers, participants, and the public with up-to-date program information and to facilitate the sharing of best practices to ensure participants achieve success.

The following info graphics show recent trends at different stages of TAA program participation; the TAA petition and investigations process; and TAA participant training and employment results that are tracked within the first nine months after participants exit the program.

In addition, key program features are highlighted to show how specific benefits and services improve employment outcomes for TAA participants.

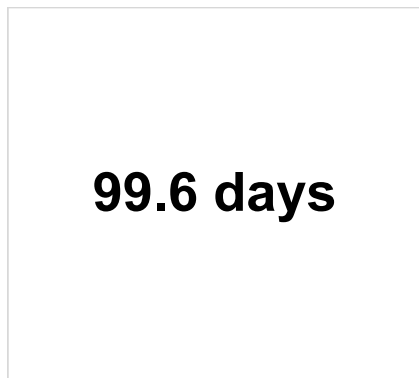
The average petition processing time this quarter was:

This is the trend of TAA petitions filed during the year ending with the current quarter:

**To obtain TAA reemployment services and benefits a petition must be filed by a group of three or more workers; an employer of a group of workers; a Union; a State Workforce Official; an American Job Center Operator/Partner; or another Duly Authorized Representative. The U.S. Department of Labor's Office of Trade Adjustment Assistance (OTAA) will initiate an investigation when a complete petition is filed by any of these parties.**

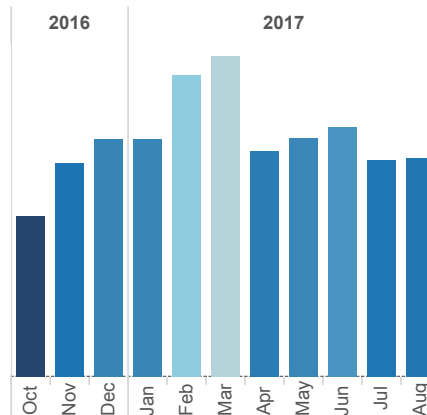
### Average Investigation Days

MIS Data for  
Quarter ending 9/30/2017



### Average Investigation Days

MIS Data for 10/1/2016  
through 9/30/2017



MIS Data for 10/1/2016  
through 9/30/2017

2016	Oct	73.6
	Nov	98.1
	Dec	108.5
2017	Jan	109.1
	Feb	138.3
	Mar	146.4
	Apr	103.5
	May	109.8
	Jun	113.9
	Jul	99.4
	Aug	99.9
<b>Grand Total</b>		<b>109.3</b>

To learn more about the TAA petition process, click here:

<http://www.doleta.gov/tradeact/petitions.cfm>

and here:

<http://www.doleta.gov/tradeact/FAQ.cfm>

Petitions can be filed online at

<https://www.eta-reports.doleta.gov/petition/>

or downloaded at

<http://www.doleta.gov/tradeact/DownloadPetitions.cfm>

#### Average Petition Processing Days

The average processing time for investigations has increased significantly. The retroactive provisions afforded to petitioners under the Trade Adjustment Assistance Reauthorization Act of 2015 (TAARA) created a backlog of investigations. TAARA 2015 required automatic reconsideration of denied petitions as well as pending investigations to be reconsidered under the new broader statutory eligibility determination criteria. OTAA has implemented procedures that will work to reduce the backlog. We appreciate your patience in this matter. For more information on the reauthorized TAA program, please click here:

[http://www.doleta.gov/tradeact/2015\\_amend\\_benefits.cfm](http://www.doleta.gov/tradeact/2015_amend_benefits.cfm)

#### DATA SOURCES:

Trade Act Participant Report (TAPR) - State agency quarterly reporting and record keeping information; Management Information System (MIS) - OTAA's petition database.

## Trade Adjustment Assistance (TAA) Overview: Based on Data Reported for the Quarter Ending 9/30/2017 (except where otherwise noted)

**A petition may be filed by:**

- Three or more workers in the same firm or subdivision
- The workers' employer
- A union official or other duly authorized representative of such workers
- American Job Center operators or partners  
(including state workforce agencies and dislocated worker units).

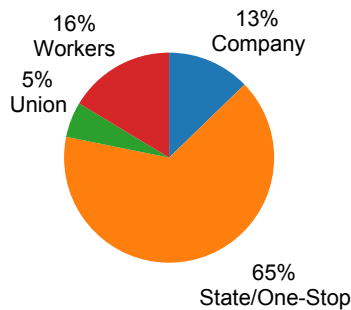
The majority of petitions are filed by a state or local workforce representative.

**After accepting a complete petition, OTAA will initiate an investigation to determine whether the group of workers covered by the petition meets the group eligibility requirements of the Trade Act.**

Upon completing an investigation, OTAA will issue either an affirmative determination certifying the worker group as eligible to apply for TAA services and benefits if the workers are found to meet the statutory group eligibility criteria, or a negative determination denying the worker group certification if those criteria have not been met. OTAA may also terminate an investigation if it does not require a final determination.<sup>o</sup> The percentages of petitions certified, denied and terminated in the most recent quarter are as follows:

### Petitions Filed by Petitioner Type

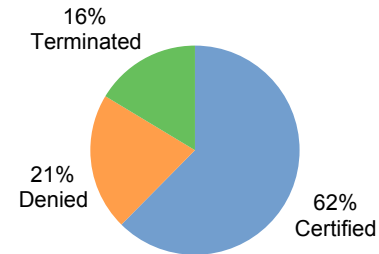
MIS Data for  
Quarter Ending 9/30/2017



Company	13%
State/One-Stop	65%
Union	5%
Workers	16%

### Determinations by Determination Type

MIS Data for  
Quarter Ending 9/30/2017



Certified	62%
Denied	21%
Terminated	16%

<sup>o</sup>Investigations may be terminated because the petitioner requests withdrawal, the petition is invalid, there is an existing certification covering the group of workers, there is another investigation in progress, or a negative determination has been issued.

**Trade Adjustment Assistance (TAA) Overview:  
Based on Data Reported for the Quarter Ending 9/30/2017  
(except where otherwise noted)**

States are responsible for identifying the adversely affected workers covered by a certification, informing them of suitable training opportunities, reviewing such opportunities with the workers, providing additional information including time limits for applying for benefits and services, and advising and assisting workers as is required by the Trade Act, regulations, and operating instructions issued by the Department. "Trade certified" workers, or workers covered by a certified petition, may apply for individual eligibility for benefits and services. TAA offers a variety of benefits and services to support workers in their search for reemployment. This includes Trade Readjustment Allowance (TRA), training, Reemployment Trade Adjustment Assistance (RTAA), and job search and relocation allowances.

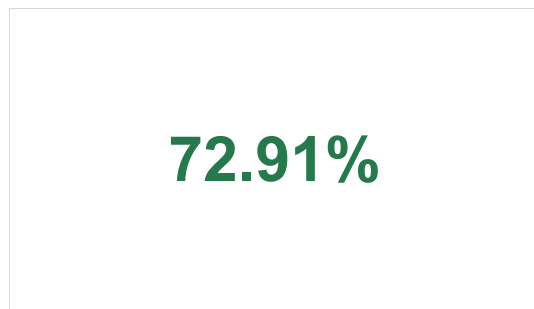
This program seeks to provide adversely affected workers with opportunities to obtain the skills, credentials, resources, and support necessary to become reemployed. OTAA tracks two key measures to ensure that TAA participants are getting the most out of the program. The Office of Management and Budget (OMB) developed uniform evaluation metrics, called "common measures," for job training and employment programs and other crosscutting programs. The [common measures](#) institute uniform definitions for performance.

- **Entered Employment Rate (EER)** is the percentage of TAA participants who are employed in the first quarter (three months) after they exit the program. This measure tells us how many people are getting the services and skills they need to quickly find a new job. This does not include those who found employment *after* the first quarter following their exit.

- **Employment Retention Rate (ERR)** is the percentage of TAA participants who are employed in the first quarter (three months) after they exit the program and throughout the second and third quarters (six months after they exit the program). This measure tells us the percentage of TAA participants who exited the program with the skills to both *find* and *keep* a job.

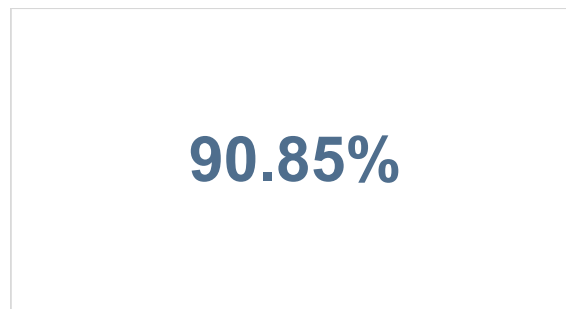
**Entered Employment Rate (EER)\***

TAPR Data for  
10/1/2016 through 9/30/2017



**Employment Retention Rate (ERR)\*\***

TAPR Data for  
10/1/2016 through 9/30/2017



**But that only tells part of the story...**

\*EER is calculated with participants who exited between three and seven quarters before the current report quarter.

\*\*ERR is calculated with participants who exited between five and nine quarters before the current report quarter.

**Trade Adjustment Assistance (TAA) Overview:  
Based on Data Reported for the Quarter Ending 9/30/2017  
(except where otherwise noted)**

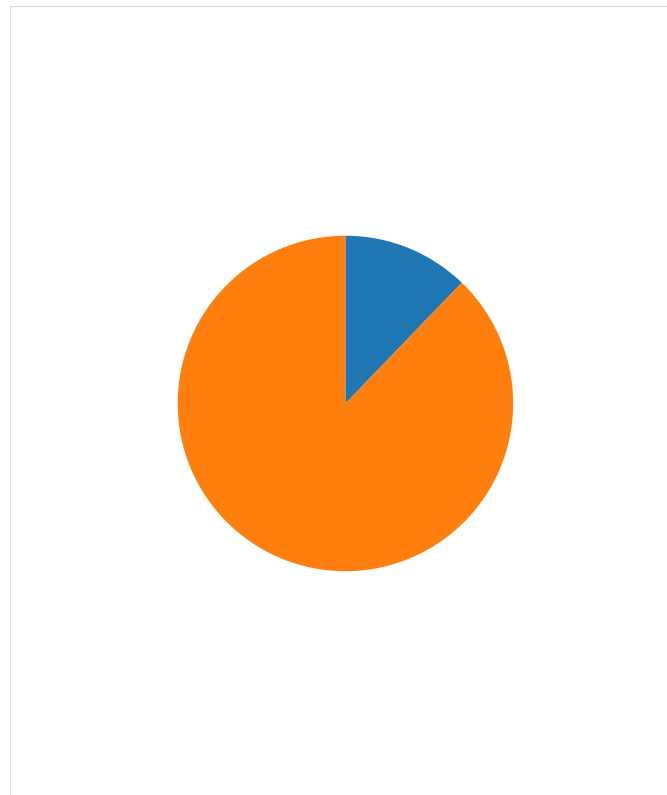
**Observation 1: Get Trained**

TAA participants must work with their case managers to make the most of benefits and services provided under the TAA program. After all, the purpose of employment and case management services is to provide workers the necessary information and support for them to achieve sustainable reemployment. For example, skill assessments must be geared towards evaluating whether the worker meets the TAA training criteria or matches up to specific career opportunities in the community. The individual employment plan must use and be guided by the results of the skill assessments. The employment plan should, in turn, lead to support for finding suitable employment and/or development of a training plan that addresses any skill gaps made evident by the assessments, including remedial or prerequisite training where appropriate.

More can be done to ensure participants use the benefits and services available to them and become reemployed.

**Individual Employment Plan Participation**

TAPR Data for  
10/1/2016 through 9/30/2017



Most TAA participants develop an Individual Employment Plan which establishes a “road map” to reach occupational and employment goals. These goals are based on an individual’s skills and interests in combination with employer needs in the local labor market.

**Individual Employment Plan Participation**

TAPR Data for  
10/1/2016 through 9/30/2017

No Individual Employment Plan	12.19%
Individual Employment Plan	87.81%

**Trade Adjustment Assistance (TAA) Overview:  
Based on Data Reported for the Quarter Ending 9/30/2017  
(except where otherwise noted)**

**Observation 2: Get RTAA, If You Qualify**

Reemployment Trade Adjustment Assistance (RTAA) benefits are available to trade-certified workers aged 50 or older who do not earn more than \$50,000 annually in new employment. The RTAA benefit provides a wage supplement when workers accept new employment at a lower wage. RTAA payments may total 50% of the difference between adversely affected wages and new employment wages, with a maximum of \$10,000 paid over a period of up to two years. RTAA recipients can work full time or work part time if they are enrolled in training. For more information on RTAA eligibility, please see TEGL No. 5-15, Attachment A, Section H, located here:

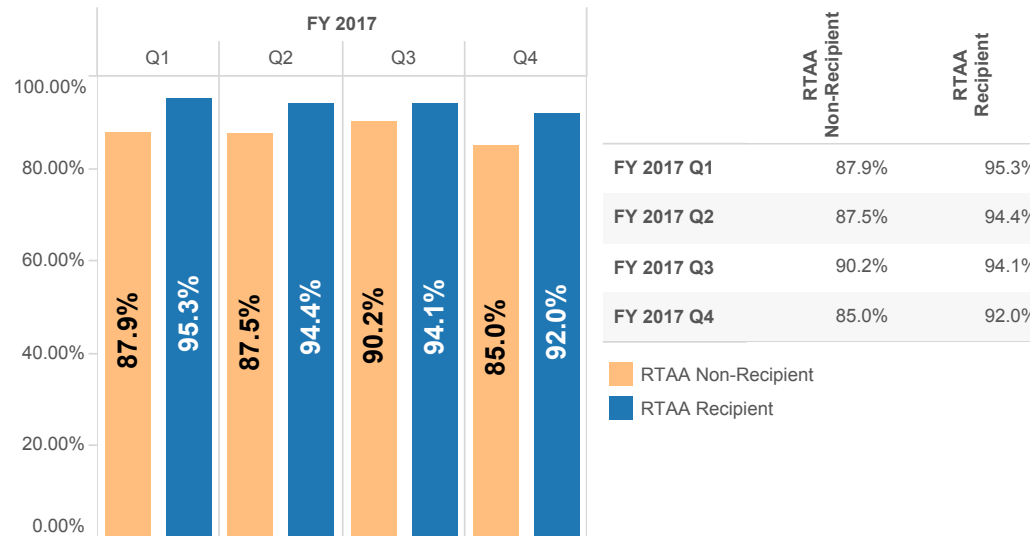
[https://wdr.doleta.gov/directives/attach/TEGL/TEGL\\_5-15\\_Attachment\\_A\\_acc.pdf](https://wdr.doleta.gov/directives/attach/TEGL/TEGL_5-15_Attachment_A_acc.pdf)

Participants **who participate in RTAA are more likely to retain their employment** than those who do not.

The majority of participants aged 50 and older who exit from the TAA Program do not participate in RTAA. **Although participation in RTAA is generally increasing**, it remains an underutilized benefit and we encourage targeted outreach to eligible applicants.

**Employment Retention Rate (ERR) by RTAA Participaton**

(Participants Age 50 and Older at Exit)  
TAPR Data for  
10/1/2016 through 9/30/2017

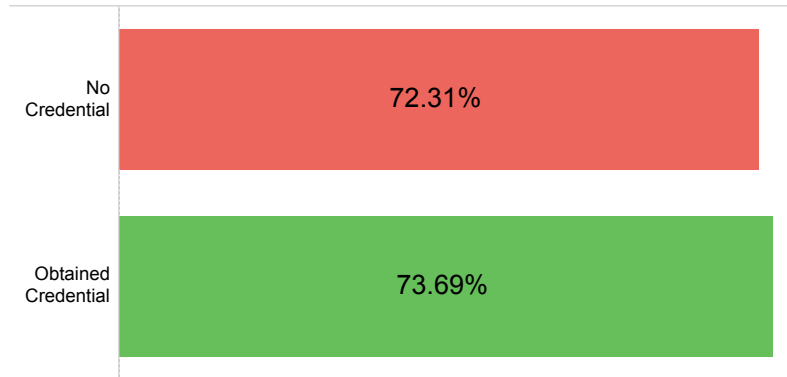


**Trade Adjustment Assistance (TAA) Overview:  
Based on Data Reported for the Quarter Ending 9/30/2017  
(except where otherwise noted)**

**Observation 3: Get a Credential**

**Entered Employment Rate (EER)**

TAPR Data for  
10/1/2016 through 9/30/2017



TAA participants who earned a certificate, degree, or other industry recognized credential during their participation were more likely to get reemployed within three months of exiting the program than those who did not.

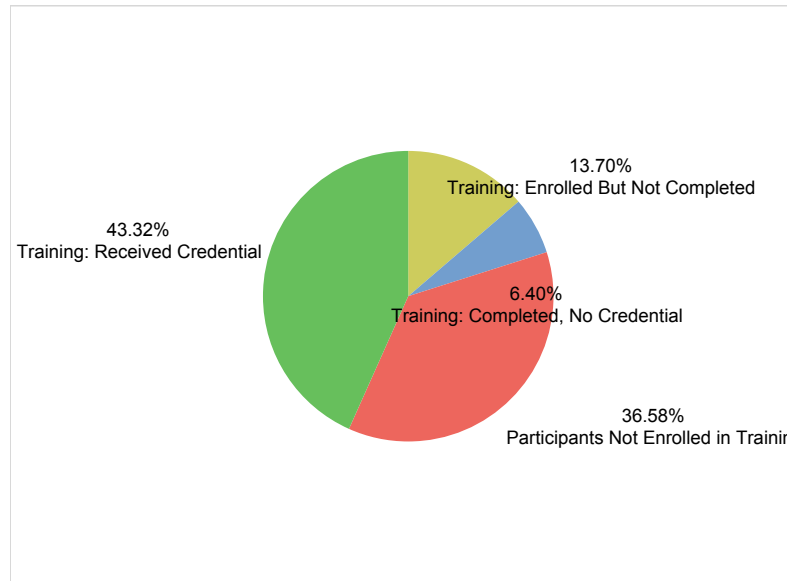
**Entered Employment Rate (EER)**

TAPR Data for  
10/1/2016 through 9/30/2017

No Credential	72.31%
Obtained Credential	73.69%

**TAA Training Results**

TAPR Data for  
10/1/2016 through 9/30/2017



More TAA participants could receive training and complete training.

**TAA Training Results**

TAPR Data for  
10/1/2016 through 9/30/2017

Training: Enrolled But Not Completed	13.70%
Training: Completed, No Credential	6.40%
Participants Not Enrolled in Training	36.58%
Training: Received Credential	43.32%